

# Dockboard Safety

***This document covers the minimum OSHA requirements for dockboards according to the General Industry Standard for Walking Working Surfaces (Subpart D). The requirements must be covered with affected employees by May 17, 2017. New employees must be trained on the requirement before using dockboards. Retraining is only required when inadequacies in the user's knowledge or use of dockboards are identified or when changes in the workplace render previous training obsolete or inadequate.***

Dockboards (also known as bridge plates and dock plates) are useful for providing a safe transition between vehicles and loading docks for material handling applications. Dockboards must have certain design features to ensure compliance with safety and regulatory requirements. In addition, users must understand the proper care, inspection, storage and use of dockboards.

## Inspect for the following:

**In cases where the requirements below are not present, please contact [EHS](#) for an assessment.**

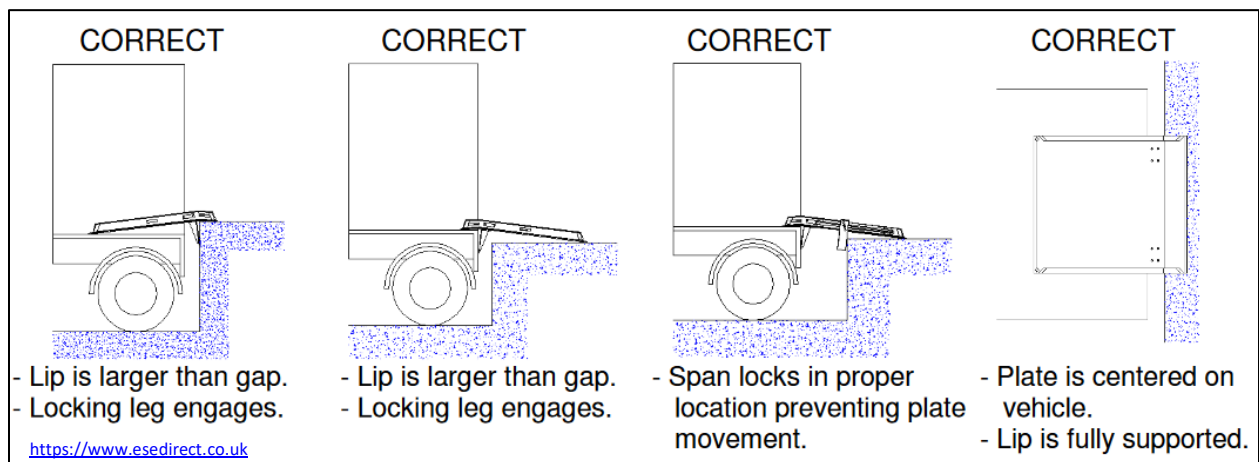
Illustrations are provided at the end of this document as an aid.

- Dockboards must be capable of supporting the maximum intended load. Therefore, the capacity of dockboards must be known before use by verification of manufactured nameplates or literature. As a best practice, capacities should be clearly identified on dockboards.
- Dockboards must have all of the following design features:
  - Side curbs for run-off protection.
  - A method to anchor to prevent movement out of a safe position such as locking legs. Span locks are required for large gaps where the locking leg does not fully prevent the dockboard from movement.
  - A means to permit safe handling such as handholds or forklift lifting eyes/chain.
- Dockboards may only be used when wheel chocks or trailer restraints (also known as dock locks and truck restraints) are available and used.

## Users of dockboards must do the following:

- Obtain and understand manufacturer instructions.
- Inspect dockboards before each use. Look for the following:
  - Manufacture serial plate with the capacity is available and legible.
  - Damage which may cause injury while handling or using the dockboard such as sharp edges, burrs, cracks and broken welds.
  - All nuts and bolts are not loose or missing.
  - Side curbs are present and secure.
  - Locking legs are in place and secure.
  - Casters/wheels (if equipped) are in good condition and secure.
  - Span locks (if equipped and when required) are in good condition.

- Lifting handles for manual lifting or lifting eyes/chain for forklift use are in good condition and secure.
- All surfaces are clean and free of oil/dirt build-up.
- If there are inspection findings, remove the dockboard from service and report the findings to supervision.
- Verify the dockboard capacity is adequate. Account for the weight of the loads, personnel, and material handling equipment such as forklifts. The intended load may not exceed the capacity of the dockboards.
- Utilize wheel chocks or trailer restraints before placing dockboards.
- Don appropriate personal protective equipment when handling dockboards such as protective shoes and gloves.
- Practice proper lifting techniques when manually handling dockboards. Use the handholds and obtain help if needed.
- When applicable, ensure only certified powered industrial truck operators move the dockboard using the lifting eyes.
- Ensure dockboard will not shift when in use. One of the following conditions **must** be verified.
  - For small gaps, the locking leg length must be longer than the gap between the vehicle and the loading dock.
  - For large gaps, the locking leg must against the rear of the vehicle and span locks against the loading dock edge.




- Ensure the dockboard is centered when in use.
- Upon completion, remove the dockboard using proper lifting techniques (handholds) or lifting aids (forklifts) as applicable.
- Return the dockboard to the appropriate storage location (away from egress paths, exits and working areas).
- Report incidents and equipment concerns to supervision immediately.

Additional training is available upon request.

For additional information please visit the following websites or contact Yale EHS with questions.

- [Warehouse and Loading Dock Safety](#)
- [Manual Material Handling Safety and Ergonomics](#)
- [Powered Industrial Trucks](#)


## Illustrations



**WHEEL CHOCK**



**TRAILER  
RESTRAINT**



**Yale University**  
**Environmental Health and Safety**  
 135 College Street, Suite 100  
 New Haven, CT 06510-2411

Course: Dockboard Safety Code: PH910 Instructor: \_\_\_\_\_

Date: \_\_\_\_\_ Time: \_\_\_\_\_ Location: \_\_\_\_\_

LAST NAME	FIRST NAME	NET ID	DEPARTMENT	CAMPUS ADDRESS BLDG. AND ROOM	PHONE #	PRINCIPAL INVESTIGATOR/ SUPERVISOR

**PLEASE NOTE: "PRINT YOUR NAME AND NET ID LEGIBLY" for proper credit.**