


















SAFE SHARPS PRODUCTS ORDERING INFORMATION

Please note: This document contains examples of safe sharps devices and is for informational purposes only. EHS does not endorse any of these products, but is recommending consideration of their use for safety reasons. Other companies may have similar products.

Retractable Needles			
<p>General Tips:</p> <ul style="list-style-type: none"> • Immediately dispose needle and/or syringe after use in an approved sharps container. • Always keep a sharps container in immediate vicinity of use for direct disposal. • Avoid recapping, bending or breaking needles. 			
<p>VanishPoint Syringe with retractable needle, Retractable Tech, various sizes, for 23G x 1 inch, item #348827, McKesson</p>		<p>https://mms.mckesson.com/product/348827/Retractable-Technologies-10311</p>	<p>Retractable needle Different sizes and volumes available</p>
<p>BD Integra syringe with retractable needle, various sizes, for 25G x 1 inch, item #305311, Fisher Scientific #22-253-131</p>		<p>https://www.fishersci.com/shop/products/bd-integra-needles-5/p-3274863</p>	<p>Retractable needle Different sizes and volumes available</p>
Safe Scalpels			
<p>General Tips:</p> <ul style="list-style-type: none"> • Always keep the blade facing away from you (even if you do not hold it). • Always keep your hands out of the path of the scalpel. • Use cut resistant gloves when working with scalpels. • Never remove scalpel blades by hand. 			
<p>Excelta Thumb Scalpel Blade Size 11, item #175-11, VWR #94024-138:</p>		<p>https://us.vwr.com/store/product?keyword=94024-138</p>	<p>Mini scalpel for fine dissection procedures Single-use Direct disposal</p>

Safe Scalpels			
Disposable Mini-Scalpels Blade Size 10, item #V18362245, Agri Sales (* ¹)		https://www.agrisales-inc.com/disposable-mini-scalpels-10	Mini scalpel for fine dissection procedures Single-use Direct disposal
DeRoyal Swann-Morton Retractable Safety Scalpel Blade Size 11, item #D4511, Fisher Scientific #50-371-503 (* ²)		https://www.fishersci.com/shop/products/4511-red-handle-scalpel-50-cs/50371503cs?searchHijack=true&searchTerm=50371503CS&searchType=RAPID&matchedCatNo=50371503CS	Retractable blade Disposable scalpel Different blade sizes available (color-coded)
Aspen Surgical Bard-Parker Protected Disposable Scalpel Blade Size 10, item #372610, Fisher Scientific #02-688-78		https://www.fishersci.com/shop/products/bard-parker-protected-disposable-scalpel-3/p-33350#?keyword=aspen+surgical	Protected blade/Retractable cover Disposable scalpel Different blade sizes and handle lengths available
Aspen Surgical Bard-Parker Protected Blade Size 10, item #373910, Aspen Surgical (* ¹)		https://www.aspensurgical.com/catalog/blades-scalpels/bard-parker-protected-blade-systems-disposable-scalpels/bard-parker-safety-blades/373910	Protected blade/Retractable cover Disposable blade Quick release Different blade sizes available
Aspen Surgical Bard-Parker Scalpel Handle Size 3, item #374030, Aspen Surgical (* ¹)		https://www.aspensurgical.com/catalog/blades-scalpels/bard-parker-protected-blade-systems-disposable-scalpels/bard-parker-safety-handles/374030	Reusable handle Metal handle Quick release of blade Different handle lengths available




Safe Scalpel Removal Tools			
General Tips: <ul style="list-style-type: none"> Always remove blades with an engineering control as seen here (never with your hands). Always keep a blade removal tool in vicinity of use for direct disposal. 			
Single-Use Scalpel Blade Remover, item #QSBS01, Qlicksmart (*1):		https://www.qlicksmart.com/product/bladesingle-scalpel-blade-remover/	Single-use Direct disposal
Qlicksmart BladeFLASK Scalpel Blade Remover, item #AJ150, Fisher Scientific #22-444-275		https://www.fishersci.com/shop/products/bladeFLASK-blade-remover-qlicksmart/22444275#?keyword=	Multiple use (up to 100 blades) Disposable
Integra Miltex Blade-Safe Remover, item #4100, Fisher Scientific #12-460-439		https://www.fishersci.com/shop/products/integra-miltex-blade-safe-surgical-blade-remover/12460439?searchHijack=true&searchTerm=12460439&searchType=RAPID&matchedCatNo=12460439	Reusable Autoclavable Blade needs to be manually (*3) removed from device; always use an engineering control (such as hemostat or forceps) to remove the blade
Aunex Scalpel Blade Remover, item #ABR-100U, Mopec (*1)		https://www.mopec.com/product/aunex-scalpel-blade-remover-abr-100u/	Single-handed blade removal No fingers, forceps, or re-sheathing Remove and dispose of up to 200 blades
Aspen Surgical Bard-Parker Blade Remover, item #ST-115, Fisher Scientific #22-027-983		https://www.fishersci.com/shop/products/22027983/22027983?searchHijack=true&searchTerm=22027983&searchType=RAPID&matchedCatNo=22027983	Single-use (hold up to 5 blades) Disposable






Safe Scalpel Removal Tools			
<p>Surgical Blade Remover Feather, item #2990, VWR #21900-000</p>		<p>https://us.vwr.com/store/product?keyword=21900-000</p>	<p>Multiple use (holds up to 100 blades) Disposable</p>
Safe Razor Blade Tools			
<p>General Tips: When possible use single sided (instead of double sided) razor blades to minimize risk of injury.</p>			
<p>Stanley Mini-Razor Blade Scraper, item #STNL-28-100, Acedepot (*1)</p>		<p>http://www.acedepot.com/stanley-28-100-1-3-16-inch-high-visibility-mini-razor-blade-scraper-.html</p>	<p>Reusable Razor blade needs to be manually (*3) turned; Once the razor blade has been inserted, leave the blade in place and store in a plastic sealed container</p>
<p>Stanley Retractable Razor Blade Scraper, item #680-28-500, VWR #300003-958</p>		<p>https://us.vwr.com/store/catalog/product.jsp?product_id=7655689</p>	<p>Retractable razor blade Reusable</p>
<p>NicPro Plastic Razor Scraper Tool, NicPro (*1):</p>		<p>https://nicproshop.com/products/nicpro-3-pcs-mini-plastic-razor-scraper-tool-with-120-pcs-double-edged-razor-blades-for-glass-removing-labels-stickers-and-decals-window-cleaning</p>	<p>Non-retractable razor blade</p>


Cut Resistant Gloves

General Tips:

- Purchase cut resistant gloves 1 size smaller than your disposable nitrile gloves.
- Always remember cut resistant gloves are not cut proof.
- Cut resistant gloves will not prevent a needle stick or direct puncture by a sharp object. They are designed to minimize injuries from slicing, scraping, or cutting motions with sharp items. The higher the ANSI cut level rating, the more cut resistant the glove.
- ANSI Standard 105-2016 (test ASTM F2992-15):
 - A6 > 3000 g needed to cut through material with 20 mm of blade travel.
 - A7 > 4000 g needed to cut through material with 20 mm of blade travel.

<p>Ansell Polar Bear Lightweight Dyneema HyFlex Glove, item #74-045, VWR #47745-060</p>		<p>https://us.vwr.com/store/product/15101071/polar-bear-74-045-lightweight-dyneema-gloves-white-ansell#order</p>	<p>EHS recommends ANSI cut level 4 gloves as the minimal cut resistant glove for use Thinner glove liner, offers good dexterity Reusable</p>
<p>Ansell Polar Bear PawGard (now HyFlex) Cut Resistant Gloves – Small, item #74-048, Fisher Scientific #19-160-390B</p>		<p>https://www.fishersci.com/shop/products/ansell-polar-bear-pawgard-cut-resistant-gloves-5/p-3080777</p>	<p>Increased cut-resistance protection (ANSI cut level A6), but dexterity impacted for tasks that require fine mobility skills Thicker glove liner Reusable</p>
<p>Hubert Essentials Pro Max Red Dyneema Serrated Cut Resistant Glove – Small, item #15571, Hubert (*1)</p>		<p>https://www.hubert.com/product/15571/HUBERT-Essentials-Pro-Max-Red-Dyneema-Serrated-Cut-Resistant-Glove---Small</p>	<p>Increased cut-resistance protection (ANSI cut level A7), but dexterity impacted for tasks that require fine mobility skills Thicker glove liner Reusable</p>
<p>Steel Mesh Glove, item #S-18009, ULINE (*1):</p>		<p>https://www.uline.com/BL_6575/Steel-Mesh-Glove</p>	<p>Highest cut-resistance protection (ANSI cut level A9), but dexterity impacted for tasks that require fine mobility skills Thicker glove liner Reusable</p>

Surgical Tools			
General Tips: <ul style="list-style-type: none"> • When possible use blunt scissors (instead of sharp scissors) to minimize risk of injury. • Always use forceps etc. which non-dominant hand to move sample away from the blade/needle. 			
Shandon Straight Blunt/Sharp Dissecting Scissors, Fisher Scientific #28251		https://www.fishersci.com/shop/products/shandon-straight-blunt-sharp-dissecting-scissors/p-4520898#?keyword=blunt+scissors	Safer option for animal necropsy than sharp ended scissors One tip is blunt and one is sharp
Operating Scissors, stainless steel with straight, blunt tips, VWR #89259-980		https://us.vwr.com/store/product/12552431/vwr-operating-scissors	Safer option for animal necropsy than sharp ended scissors Both tips are blunt
Broad-Tipped Forceps, Fisher Scientific #10-300		https://www.fishersci.com/shop/products/fisherbrand-general-purpose-broad-tipped-forceps/10300#?keyword=forceps	Safer alternative to fine tipped (sharp) forceps
8" Pliers Forceps & Line Clipper Tool Kit, item #TOOLKIT, Baker (* ¹)		https://www.tacklewarehouse.com/Baker_8_Pliers_Forceps_Line_Clipper_Punch_Tool_Kit/descpage-BKRTOOLKIT.html	Device to hold sharp items for manipulation of needles and syringes when needed (to avoid hand injury) Reusable
Hookout Hook Remover, item #HOOKOUT, Baker (* ¹)		https://www.tacklewarehouse.com/Baker_Original_Hookout_Hook_Remover_/descpage-BKRORHO.html?from=Google&gclid=EAIaIQobChMIydLOqpC53wIVB0GGCh2WIwx7EAQYASABEgLKIfD_BwE	Device to hold sharp items for manipulation of needles and syringes when needed (to avoid hand injury) Reusable

Surgical Tools			
Infinity Reusable OR Towels, item #MDTST5H31CEI, Medline (* ¹)		https://www.medline.com/sku/item/MDPMDTST5H31CEI;ecomsessionid=yekYYI7TAcM7JHZR0XTvhw?skuIndex=S1&question=&flowType=&indexCount#	Cover sharp items (such as bones) during surgery or autopsy Reusable/ Washable

Please contact EHS if you have identified a device that is not currently included on this document for review and consideration.

- (*1): Item not available through SciQuest (Yale’s Requisitioning and Purchase Ordering system)
- (*2): Item available through SciQuest* West Campus (SciQuest is Yale’s Requisitioning and Purchase Ordering system)
- (*3): Always use an engineering control (such as forceps) to remove or turn a blade